

Product information

Craftsman's roof access window GXU



Product description

- High quality moulded polyurethane with white lacquer finish
- Handle in the middle of the side sash for convenient operation and access to the roof
- Opens as a side-hung window
- Ventilation flap and integrated dust and insect filter
- Maintenance-free interior surface
- Maintenance-free exterior covers

Roof pitch

- Can be installed in roof pitches between 15° and 85°

Materials

- Polyurethane around a timber core
- Glass
- Lacquered aluminium, copper or zinc
- VELUX ThermoTechnology™ insulation

Downloads

For installation instructions, CAD drawings, 3D BIM objects etc, please visit velux.nn.

Certifications



The VELUX product factories guarantee quality systems implementation process and environmental management systems through appropriate accreditations ISO 9001 and ISO 14001

EUTR In compliance with the EU Timber Regulation (EUTR), EU regulation 995/2010

REACH We are aware of the REACH regulation and acknowledge the obligations. No products are obliged to be registered in accordance to REACH and none of our products contain any Substances of Very High Concern.

Available sizes and daylight area

	472 mm	550 mm	660 mm	780 mm	942 mm	1140 mm	1340 mm
778 mm							
978 mm							
1178 mm		GXU CK06 (0.37)	GXU FK06 (0.47)				
1398 mm							
1600 mm							

Lining measurements

Size	Width (mm)
CK--	550
FK--	660

Size	Height (mm)
--06	1178

() = Effective daylight area, m²

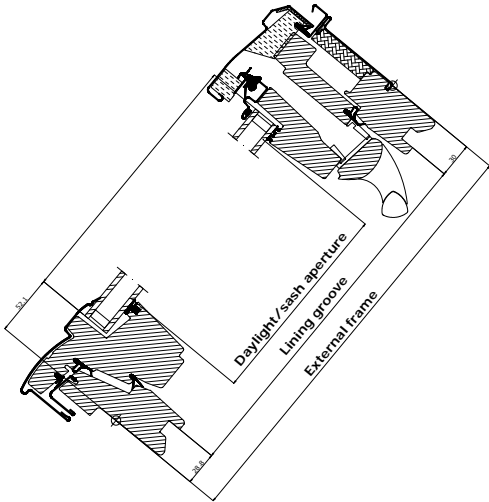
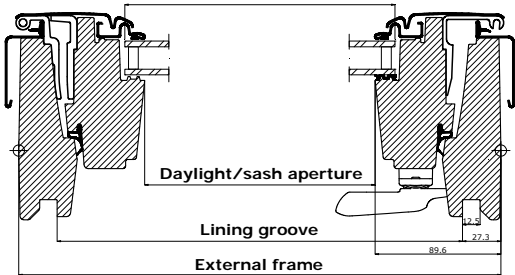


Side-hung craftsman's roof access window GXU offers craftsmen easy, comfortable and safe access to the roof.

The sash is hinged on the left hand side, but it can be re-positioned to the opposite side.

Width

Height



Technical values

	--50	--70	--60	--66
U_w [W/m ² K]	1.3	1.3	1.3	1.0
U_g [W/m ² K]	1.0	1.0	1.0	0.5
R_w [dB]	32	35	37	37
g []	0.46	0.46	0.30	0.51
τ_v []	0.69	0.68	0.62	0.71
τ_{uv} []	0.22	0.05	0.05	0.05
Air permeability [class]	4	4	4	4

Thermal improvements such as lower U-value (U_w) and lower linear heat loss coefficient (φ) can, for some variants, be obtained with frame insulation collar and/or recessed installation.

Glazing structure

	--50	--70	--60	--66
Inner glass pane	4 mm float with low ϵ coating	2 x 3 mm laminated float with low ϵ coating	2 x 3 mm laminated float with low ϵ coating	2 x 3 mm laminated float with low ϵ coating
Middle glass pane	-	-	-	3 mm heat strengthened float with low ϵ coating
Outer glass pane	4 mm toughened	4 mm toughened	6 mm toughened with coatings	4 mm toughened with coatings
Cavity	16 mm	15 mm	15 mm	2 x 12 mm
Glass panes	Double	Double	Double	Triple
Gas filling	Argon	Argon	Argon	Krypton

Glazing features

		--50	--70	--60	--66
	Heat insulation Low energy glazing provides reduced heat loss through the window and enhanced indoor comfort.	•	•	••	•••
	Solar gain In the wintertime, the heat from the sun entering through the windows is a usable solar gain.	•••	•••	•	••
	Solar protection In warm climates and in rooms with large window areas, a sun protective coating provides a better indoor climate during summer periods. Alternatively, exterior sunscreening can be installed.			•••	
	Sound insulation A combination of laminated glass and optimal glass thickness provides better sound insulation. Frame/sash construction and gaskets are equally important.	•	••	•••	•••
	Security Thicker laminated inner glass pane designed to increase resistance to manual attack (burglary).		•	•	•
	Energy balance The energy balance represents the ability of the roof window to utilise the passive solar gain and keep in the heat during winter and its ability to protect against the risk of overheating during summer. Sunscreening products can further improve indoor summer comfort.	✓	✓	✓	✓
	Safety Laminated inner glass is designed to hold the fragments together if the glass breaks. We recommend that you consider using glass units with laminated glass on the inside for windows placed above areas where people sleep, play or work.		✓	✓	✓
	Outside strength Toughened outer glass pane makes your glazing more resistant to hail, heavy wind and snow loads.	✓	✓	✓	✓
	Delayed fading of materials Inner laminated glass protects materials behind the glass against UV radiation and therefore delays fading of the materials.		✓	✓	✓
	Rain noise reduction The combination of laminated glass and extra thick glass helps provide a significant, audible reduction of rainfall sound. Frame/sash construction and gaskets are equally important.			✓	✓
	Easy-to-clean The easy-to-clean coating minimises the cleaning frequency of the outer glass pane and gives you a clearer view in case of rain.			✓	✓
	Anti-dew The anti-dew coating significantly reduces the days with dew on the outer glass pane and thus gives you a clear view.				✓


• Good •• Better ••• Best ✓ Feature included in glazing variant

Technical values, ventilation through ventilation flap

Property	Windows with double glazing		Windows with triple glazing		
	Width				
	CK--	FK--		CK--	FK--
Air flow characteristics [l/s]	tbd	tbd		tbd	tbd
Air flow exponent [-]	tbd	tbd		tbd	tbd
Ventilation capacity at 4 Pa [l/s]	tbd	tbd		tbd	tbd
Ventilation capacity at 8 Pa [l/s]	tbd	tbd		tbd	tbd
Ventilation capacity at 10 Pa [l/s]	tbd	tbd		tbd	tbd
Ventilation capacity at 20 Pa [l/s]	tbd	tbd		tbd	tbd
Equivalent area through ventilation flap [mm ²]	tbd	tbd		tbd	tbd
Geometrical free area [mm ²]	tbd	tbd		tbd	tbd

tbd: to be determined

Visible features



1 Compound arm with gas spring
 • steel in anodised aluminium tube



2 Data plate
 • window type, size and variant code
 • CE marking
 • production code
 • QR code



3 Covers
 • lacquered aluminium



4 Control bar on ventilation flap
 • anodised aluminium



ThermoTechnology™

5 Excellent insulation
 • expanded polystyrene
 • colour: grey charcoal
 • thermally modified timber



Pick&Click!®

6 Brackets for accessories
 • plastic
 • colour: white



7 Hinges
 • anodised aluminium
 • colour: black



8 Handle
 • anodised aluminium

Cleaning and maintenance



VELUX repair and maintenance kits are available.

Exterior covers

Material	NCS standard colour	RAL nearest standard colour
Lacquered aluminium (-0--) grey	S 7500-N	7043
Copper (-1--)	-	-
Titanium zinc (-3--)	-	-

Special colour requests, please contact velux.nn.

Interior finish

White lacquer	Lacquer, white, NCS standard colour: S 0500-N, nearest RAL standard colour: 9003.
---------------	---

Special colour requests, please contact velux.nn.

Flashings and installation products



Flashings:

- Single installation ED-
- Twin installation EB-
- Combi installation EK-

Available for standard and recessed installation

Installation products:

- Installation set BDX 2000 (incl. BFX)
- Underfelt collar BFX 1000 including transverse drainage gutter
- Vapour barrier collar BBX 0000
- Linings LS- (incl. BBX)
- Kit for lining LSG 1000 (incl. BBX)

Note

We reserve the right to make technical changes.

For more information on craftsman's roof access window GXU and other VELUX products, please visit velux.nn.

Blinds, awnings and shutters



Interior suncreening

- Blackout blind
- Roller blind
- Flying pleated blind
- Double pleated energy blind
- Venetian blind
- Duo blackout blind

- Available in manual and mains/solar powered versions
- Available in manual and mains powered versions
- Available in manual version

The mains and solar powered versions are part of the VELUX INTEGRA® product range.