

VELUX rescue opening window GTL



Enjoy all the comfort of a high-quality VELUX roof window with the added peace of mind of knowing that it can be used as a rescue opening. The top-hung VELUX roof exit rescue window opens outwards to 67° to allow for escape in an emergency situation. Available in lacquered or white-painted pine wood to perfectly match your other VELUX roof windows.

- Opens to 67° to provide escape in case of emergency.
- Use the bottom handle to push open the window to rescue opening.
- Feel safe knowing the lifting device holds the window in place when used as a rescue opening.



Application guidance

The window can be installed in roof pitches between 15° and 55° (up to 65° with special springs) to the horizontal.



VELUX top-hung rescue roof window opens outwards up to an angle of 45°. In an emergency situation, the sash can be opened to an angle of 67° by pushing it further up. The entire window opening now provides a quick and easy exit/entrance. The roof window is operated at the bottom with a handle on the bottom sash. To get the full benefit of the top-hung function, we recommend an installation height that allows for a clear sight line to the outside from both a standing and seated position. Please note that the optimum window height depends on the roof pitch.

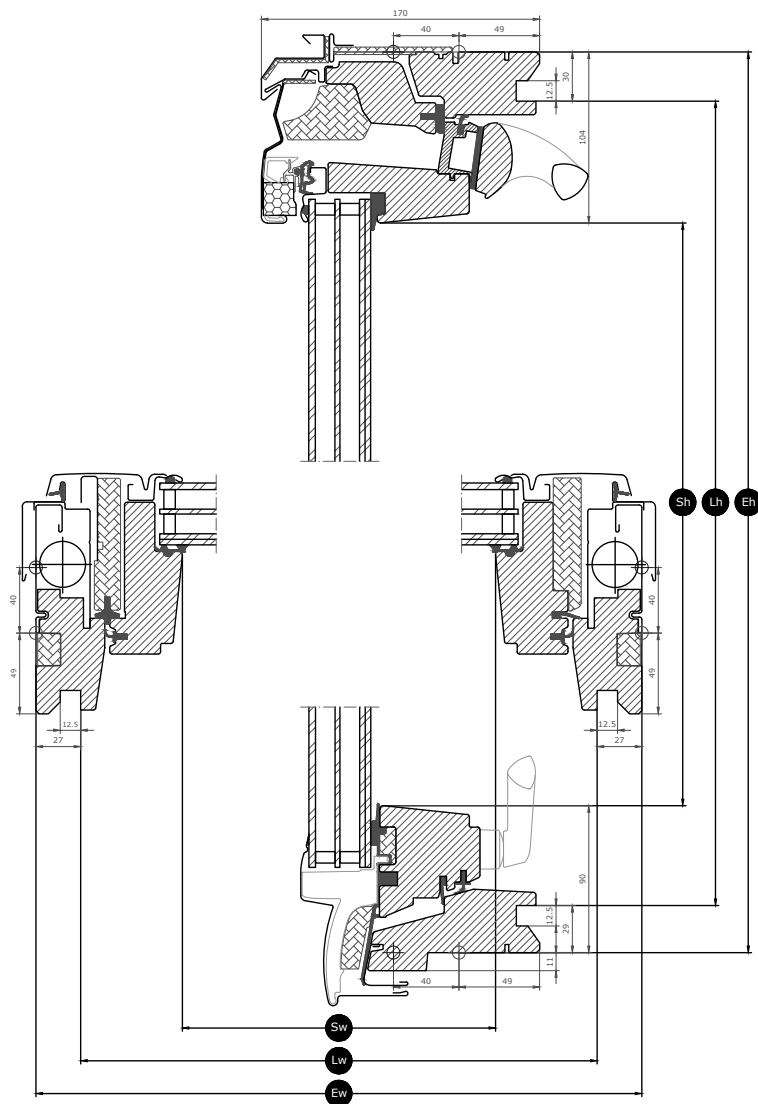
Available sizes and daylight area

The size overview shows the availability across the different glazing variants. Please note that the individual glazing variant may not be available in all the sizes shown.

	780	1140
1398	GTL MK08 (0.72)	GTL SK08 (1.14)

All measurements are in mm. () = Effective daylight area, m²




Cross section dimensions



Width		MK--	SK--
Sw	Sash aperture width	601	961
Lw	Distance between lining grooves, width	725	1085
Ew	Exterior frame width	780	1140

Height		--08
Sh	Sash aperture height	1204
Lh	Distance between lining grooves, height	1339
Eh	Exterior frame height	1398

Glazing features


			
 Solar protection	★★★★☆	★★★★☆	★★★★☆
 Security	★★★★☆	★★★★☆	N/A
 Safety lamination	✓	✓	
 Toughened glass	✓	✓	✓
 UV filter	✓	✓	
 Rain noise reduction	✓	✓	
 Easy-to-clean	✓		
 Anti-dew	✓		

Glazing structure

Glazing variant	Glazing unit	Composition (from inside to outside)
Glazing 66SG	Triple-glazed	6.8 mm laminated float glass - 13 mm Argon - 3 mm heat strengthened glass - 13 mm Argon - 4 mm toughened glass
Glazing 70	Double-glazed	6.8 mm laminated float glass - 16 mm Argon - 4 mm toughened glass
Glazing 50	Double-glazed	4 mm float glass - 16 mm Argon - 4 mm toughened glass

Technical values for the window

Overview of technical values for the product, covering among other, CE marking in accordance with EN 14351-2.

	Glazing 66SG	Glazing 70	Glazing 50	
	Window characteristics	Performance		
	Thermal transmittance (U-value)	1.0 W/(m2K)	1.3 W/(m2K)	1.3 W/(m2K)
	Light transmittance (τ,v)	0.62	0.68	0.69
Total solar energy transmittance (g-value)	0.44	0.46	0.46	
Sound insulation (Rw)	37(-2;-4)	35(-1;-3)	32(-2;-5)	
Air permeability, [class]	4	4	4	
External fire performance - British [class]	AA	AA	AA	
External fire performance - European [class]	npd	npd	npd	
Impact resistance [class]	3	3	3	
Load-bearing capacity of safety devices	✓	✓	✓	
Reaction to fire [class]	C-s1,d2	C-s1,d2	C-s1,d0	
Resistance to snow load	**	**	**	
Resistance to wind load [class]	C3 (>SK08: NPD)	C3 (>SK08: NPD)	C3 (>SK08: NPD)	
Water tightness [class]	9A	9A	9A	

Resistance to snow load = ** See glazing composition

NPD: No Performance Determined


Interior finish

Material Description	Clear lacquer Finished with triple coat, clear lacquered.	White-painted Finished with triple coat, white painted.
Colour code NCS, inner surface	No colour code	S 0500-N
Colour code nearest RAL, inner surface	No colour code	9003

Exterior covers

Material Description	Aluminium, dark grey Dark grey	Titanium zinc	Untreated copper
Colour code NCS, outer surface	S 7500-N	No colour code	No colour code
Colour code nearest RAL, outer surface	7043	No colour code	No colour code

Cleaning and maintenance




To clean the outer glass surface from the inside, rotate sash and secure in cleaning position with barrel bolts.



VELUX repair and maintenance kits are available.

Guarantee period

Flashings and installation products



Flashings

Install the VELUX roof window in virtually any roofing material by using genuine VELUX flashing solutions. Our flashings are designed specifically for the exact size and shape of the roof windows to create perfect, watertight fit. Flashings can also be used to combine multiple roof windows.

Installation products

Ensure a proper installation and an air- and watertight connection between the window and roof with VELUX installation products. All installation products are designed to perfectly fit the roof window for a reliable and durable result.

Blinds, awnings and shutters

Complete the VELUX roof window installation with roller shutters and awning blinds for heat protection and interior blinds for light dimming, blackout and insect protection. Choose from a wide range of manually operated or remote-controlled products that are made to fit the particular window type and size. Please contact your local VELUX sales company for more details about compatibility.

Further information

We reserve the right to make technical changes.

For more information on our products, please visit <https://velux.com>.