

VELUX rescue opening window GTU

Glazing 50



<STEPTABLE 0="Product-946-0" OT="Product" TT="3573072" VC="Context1" VO="655318" W="Approved" />



Enjoy all the comfort of a high-quality VELUX roof window with the added peace of mind of knowing that it can be used as a rescue opening. The top-hung VELUX roof exit rescue window opens outwards to 67° to allow for escape in an emergency situation. The extremely durable polyurethane coating is maintenance-free and moisture-resistant.

<STEPTABLE 0="Product-946-0" OT="Product" TF=" " TT="stibo.1948135" VC="Context1" VO="655318" W="Approved" />



Application guidance



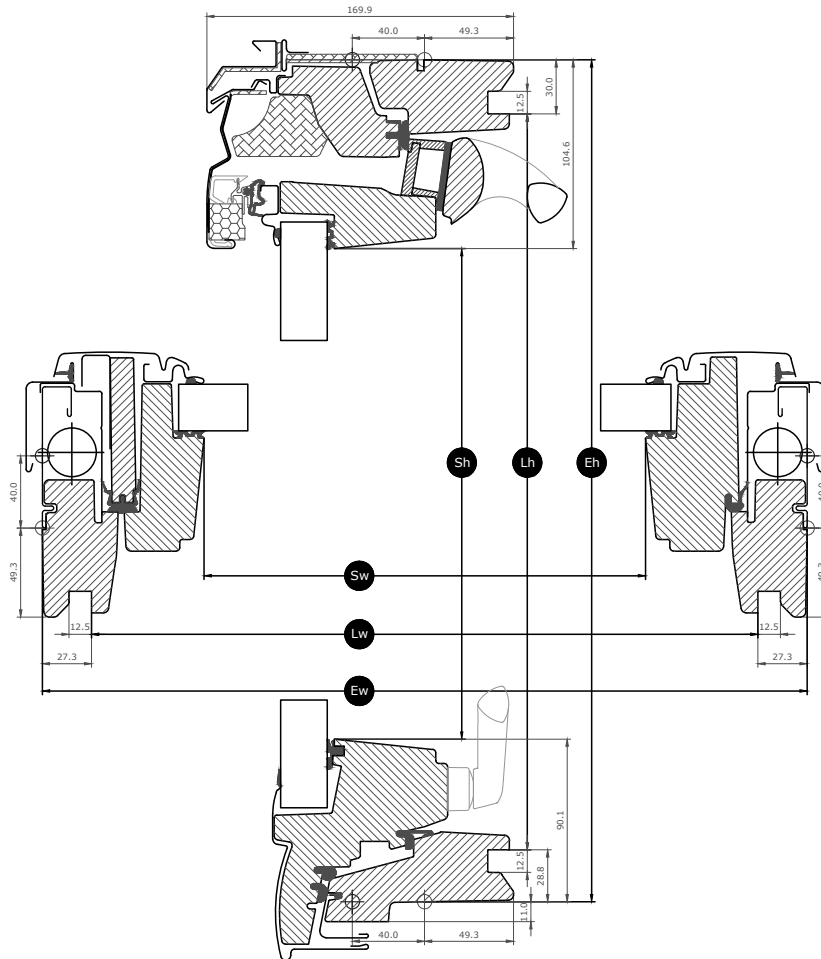
VELUX top-hung rescue roof window opens outwards up to an angle of 45°. In an emergency situation, the sash can be opened to an angle of 67° by pushing it further up. The entire window opening now provides a quick and easy exit/entrance. The roof window is operated at the bottom with a handle on the bottom sash. To get the full benefit of the top-hung function, we recommend an installation height that allows for a clear sight line to the outside from both a standing and seated position. Please note that the optimum window height depends on the roof pitch.

Available sizes and daylight area








<STEPTABLE O="Product-946-0" OT="Product" TF=" " TT="stibo.1948183" VC="Context1"
VO="655318" W="Approved" />

All measurements are in mm. () = Effective daylight area, m²

Cross section dimensions



Glazing features

Glazing 50		
	Heat insulation The low energy glazing unit reduces heat loss through the window and enhanced indoor comfort.	$U_g = 1.0$
	Solar gain In colder climates and in rooms with large window areas, solar gain provides a better indoor climate during winter periods.	$g = 0.46$
	Solar protection In warm climates and in rooms with large window areas, a sun protective glazing unit provides a better indoor climate during summer periods.	★★★★☆
	Sound insulation A combination of laminated glass and extra thick glass provides better sound insulation against noise from outside (traffic, playgrounds, etc).	$R_w \text{ dB} = 32(-2;-5)$
	Security Thicker laminated inner glass increases resistance to manual attack (burglary).	N/A
	Toughened glass Adds strength to the outer pane to protect from wayward balls and extreme weather such as heavy storms and hail.	✓

Glazing structure

Glazing unit	Composition (from inside to outside)
Double-glazed	4 mm float inner glass with coating - 16 mm argon - 4 mm toughened outer glass with coating

Visible features

<STEPTABLE O="Product-946-0" OT="Product" TT="stibo.2432213" VC="Context1" VO="655318" W="Approved" />


Interior finish

<STEPTABLE O="Product-946-0" OT="Product" TF=" " TT="stibo.1948241" VC="Context1" VO="655318" W="Approved" />

Exterior covers

<STEPTABLE O="Product-946-0" OT="Product" TF=" " TT="stibo.1948233" VC="Context1" VO="655318" W="Approved" />

Cleaning and maintenance




To clean the outer glass surface from the inside, rotate sash and secure in cleaning position with barrel bolts.



Guarantee period

Flashings and installation products



Flashings

Install the VELUX roof window in virtually any roofing material by using genuine VELUX flashing solutions. Our flashings are designed specifically for the exact size and shape of the roof windows to create perfect, watertight fit. Flashings can also be used to combine multiple roof windows.

Installation products

Ensure a proper installation and an air- and watertight connection between the window and roof with VELUX installation products. All installation products are designed to perfectly fit the roof window for a reliable and durable result.

Blinds, awnings and shutters

Complete the VELUX roof window installation with roller shutters and awning blinds for heat protection and interior blinds for light dimming, blackout and insect protection. Choose from a wide range of manually operated or remote-controlled products that are made to fit the particular window type and size. Please contact your local VELUX sales company for more details about compatibility.

Further information

We reserve the right to make technical changes.

For more information on our products, please visit <https://velux.com>.